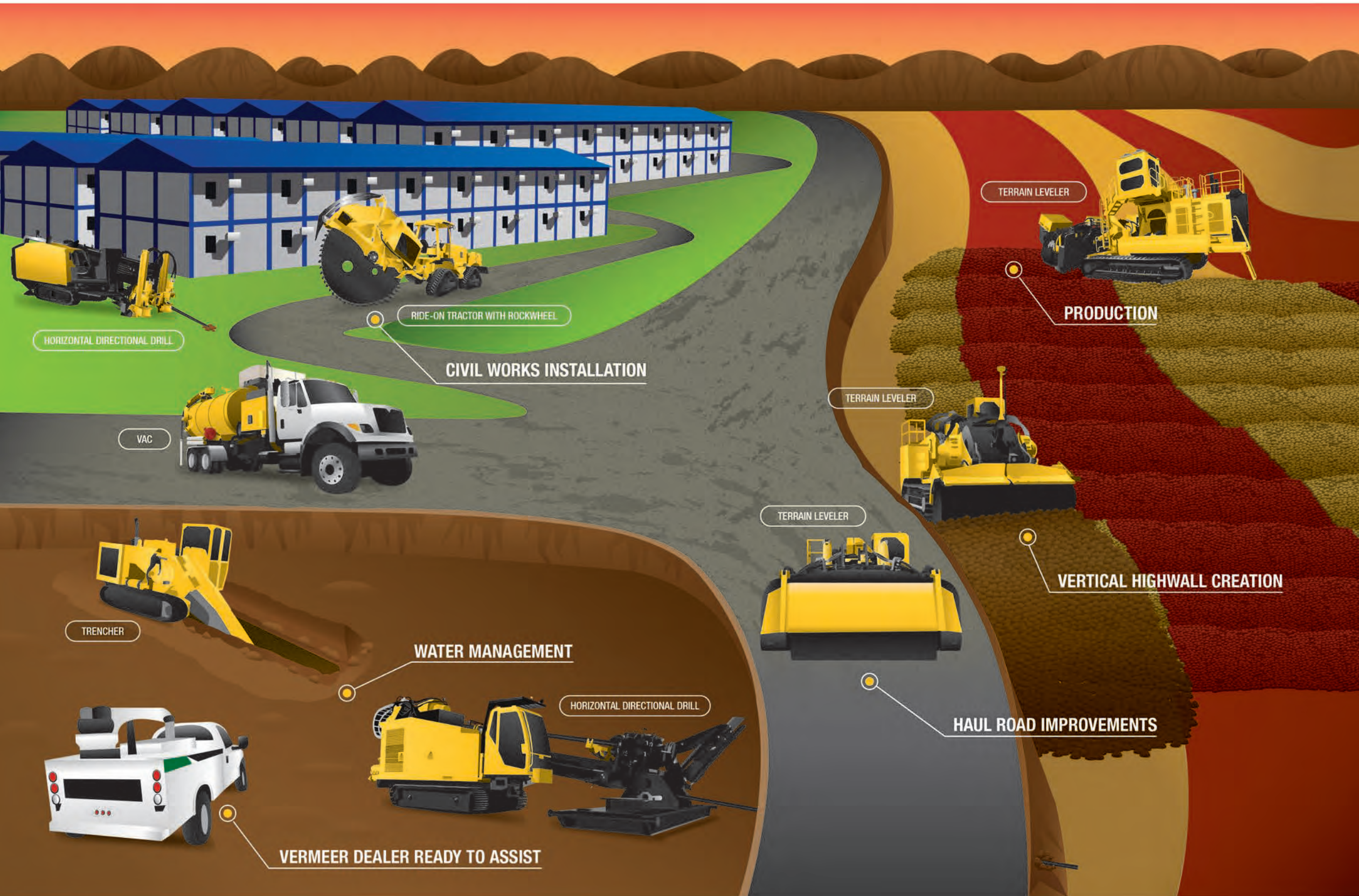


MINING CAPABILITIES

Vermeer



EQUIPPED TO
DO MORE.™



A DIVERSE PORTFOLIO

The mining industry is a key facilitator of worldwide growth. Whether it's in the extraction of raw materials that serve as the building blocks of modern life or through job creation, mining plays an integral part in building our tomorrow.

In a highly regulated industry with exacting standards, miners require an equipment partner who is deeply invested in their success on the mine site and beyond. After 50 years of success in rock trenching, Vermeer understands your need to deliver commodities competitively.

As a pioneer of the precision surface mining technology and the wide experience of Vermeer across industries – including civil infrastructure, utility installation and water management, offers a more complete solution for mine sites. From production to building the infrastructure required to support a large-scale mining operation, the Vermeer portfolio of equipment and support solutions give you the confidence to be more productive.

TABLE OF CONTENTS

1	A Diverse Portfolio	7	Precision Excavation
3	Accepts the Challenge of Site Preparation	9	Commitment to Our Customers
5	Civil Work Made Easy		

ACCEPTS THE CHALLENGE OF SITE PREPARATION

In the site planning phase, a Vermeer Terrain Leveler® surface excavation machine (SEM) is the solution to get you to production faster. Reach ore bodies efficiently and precisely by consistent over and under burden removal. The same Terrain Leveler machine aids in creation of benches and floor preparation prior to commercial ore extraction. And, once the site is up and running, the unit creates smooth haul roads and mine floors – saving tires and improving haulage cycle times.

Vermeer Navigator® horizontal directional drills and trenchers also prove to be valuable site water management tools. Manage water levels with the installation of horizontal drainage systems.

THE VERMEER ADVANTAGE

- A self-contained design allows larger drills to fit in tight spaces in the mine site, while minimizing trucking and hauling expenses.
- Stability and maneuverability of the Terrain Leveler machine and trencher allows the machine to take on challenging ground conditions.
- Terrain Leveler drum top-down cutting allows the cutter teeth to gain penetration reducing the machine's tractive efforts while creating a smooth haul road, pit floor or bench.

ROAD, BENCH OR FLOOR PREPARATION



WATER MANAGEMENT AND RELIEF



WATER MANAGEMENT



ROAD, BENCH OR FLOOR SLOPING/PREPARATION





CIVIL WORK MADE EASY

When it comes to building and maintaining the civil infrastructure and utilities required for mining operations, the Vermeer portfolio of equipment and support solutions gives you the confidence you need. Vermeer horizontal directional drills and trenchers are built to keep your mine site project moving forward with installation of necessary utilities – such as gas, electric, telecommunications, sewer and water.

Agile Vermeer mini skid steer loaders are a necessity in cleanup of tight areas while vacuum excavation systems provide waste disposal and site cleanup options.

THE VERMEER ADVANTAGE

- With a range of size and power offerings in Vermeer horizontal directional drills, rockwheels and trenchers, we have made a commitment to helping you in the toughest jobsite locations and in difficult ground conditions.
- Attachment configurations for the T1255III allow the machine to be converted from a trencher to a chain drive Terrain Leveler surface excavation machine, expanding its versatility.
- A variety of capacity and mounting options allows you to choose the vacuum excavation system best suited to your operation.



DRILLING



TRENCHING



VACUUM EXCAVATION

PRECISION EXCAVATION

The inception of the Terrain Leveler surface excavation machine was born from the necessity to extract commodities precisely. The top down cutting action of the Terrain Leveler SEM provides consistently cut material for maximized payloads. As a less disruptive mining process, mine boundaries may be extended to work closer to buildings or power lines and ore bodies that were once rendered worthless by drill and blast could be incorporated into production.

THE VERMEER ADVANTAGE

- Choose a machine and attachment that meets site needs. The chain drive attachment creates vertical high walls where the direct drive option delivers more production. The rear mounted drum of either attachment allows the operator to cut corners and edges that center mounted drum machines cannot.
- GPS control, coupled with a patented tilting head allows the machine to freely and precisely follow ore bodies in three dimensions.
- Top down cutting helps yield more uniform, right-sized product and reduces fines over traditional drill and blast methods.

T1655III DIRECT DRIVE TERRAIN LEVELER




T1255III CHAIN DRIVE TERRAIN LEVELER



T1255III DIRECT DRIVE TERRAIN LEVELER



UNIFORM PRODUCT SIZE



COMMITMENT TO OUR CUSTOMERS


When it's on the line, you require a partner who can provide the support and technology solutions to help keep your job productive. Vermeer is ready to stand behind your next project – no matter where it takes you – with local expertise and dealer support.

THE VERMEER ADVANTAGE

- Our parts support team is dedicated to your jobsite success, and prides themselves on the ability to deliver technical assistance and parts quickly.
- Prior to machine installation, consultation services with Vermeer experts can help you achieve maximum production results whether in phases of mine planning or production.
- Take the guesswork out of onsite performance. The Vermeer rock lab tests material samples to better understand mineral chemistries and machine production capabilities.



Your personalized equipment and support plan awaits.



Your Productivity Advisor

Vermeer



EQUIPPED TO DO MORE.™

Vermeer[®]



**EQUIPPED TO
DO MORE.**[™]

Equipment shown is for illustrative purposes only and may display optional accessories or components. Please contact your local Vermeer dealer for more information on machine specifications.

Vermeer Corporation reserves the right to make changes in engineering, design and specifications; add improvements; or discontinue manufacturing at any time without notice or obligation.

McLaughlin Group, Inc. reserves the right to make changes in engineering, design and specifications; add improvements; or discontinue manufacturing at any time without notice or obligation.

Vermeer, the Vermeer logo, Equipped to Do More, Navigator and Terrain Leveler are trademarks of Vermeer Manufacturing Company in the U.S. and/or other countries.
© 2014 Vermeer Corporation. All Rights Reserved.